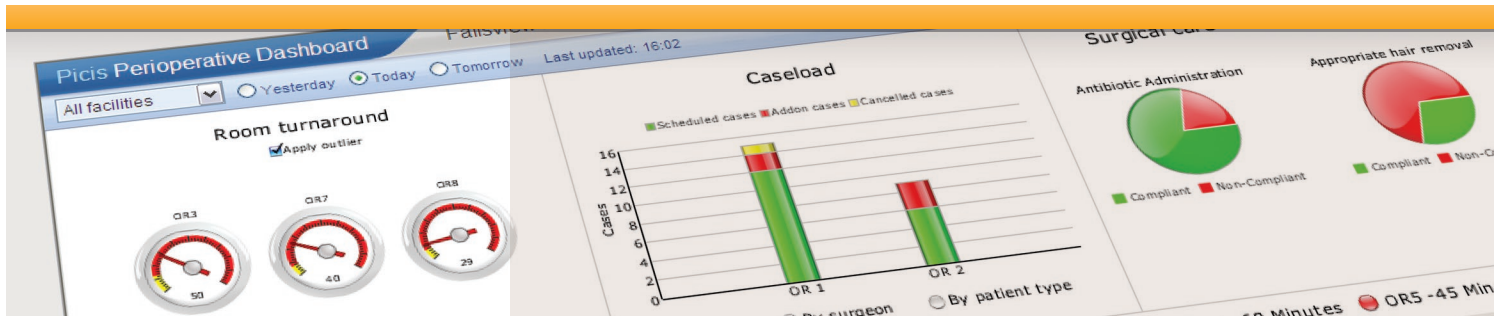


# Picis Perioperative Dashboard



Picis Perioperative Dashboard is part of the CareSuite® family of high-acuity solutions that are designed specifically to address acute care areas where patients are most vulnerable and costs and revenues are greatest. The perioperative suite, intensive care units and emergency departments require the right tools to deliver highly efficient, quality care. Picis has unmatched expertise in these hard-to-automate areas and a proven track record of delivering a rapid return on investment.

## Take charge of your day with real-time actionable business intelligence

**A**dd-on cases, cancellations and delays can make completing the operating room (OR) caseload for the day a challenge. Extended OR hours present a financial burden and can result in decreased satisfaction for staff, patients and their families.

Picis Perioperative Dashboard helps you increase the efficiency in your ORs — one day at a time. It allows you to assess the impact of issues as they arise throughout the day. Real-time queries resulting in cross-facility visual indicators cover key aspects of perioperative efficiency — including delays and turnaround time analysis — as well as quality aspects such as care initiative compliance and patient satisfaction. Nursing staff can use this information to positively impact the day's schedule; nursing directors can view incomplete documentation and billing completeness; and surgeons and anesthesia care providers can check on how a delay will impact their case start.

Armed with timely information, staff can actively manage the rest of their day, taking corrective action where necessary, rather than blindly reacting to situations.

# Picis Perioperative Dashboard

Take charge of your day with real-time actionable business intelligence

## Business activity monitoring

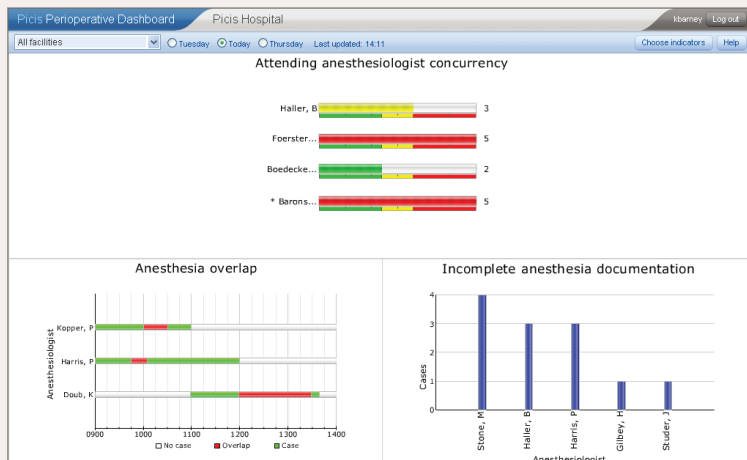
Leveraging data from Picis OR Manager, Preop Manager, SmarTrack®, Anesthesia Manager and PACU Manager, Picis Perioperative Dashboard offers business activity monitoring in a visual dashboard display. The dashboard indicators cover key aspects of perioperative management, including throughput, quality, documentation completeness and billing readiness.



## Throughput

Anticipate, plan, and mobilize staff throughout the day to keep things running smoothly.

- Don't let first case delays impact the rest of your day
- See the impact of delays on the expected shutdown of your room
- Adjust your schedule to mitigate delays using "Available Time" indicator



## Quality

Monitor minimum documentation requirements, cases exceeding required concurrency levels, and overlapping anesthesia case times.

- Ensures caseload assignments do not exceed required concurrency levels
- Improves accuracy and completeness of record for pro fee billing



## Documentation and Billing Readiness

Complete case records help to ensure timely billing.

- Improve time to billing by identifying cases missing nursing data now
- Monitor supply usage to ensure accuracy in supply billing

# Picis Perioperative Dashboard

Take charge of your day with real-time actionable business intelligence

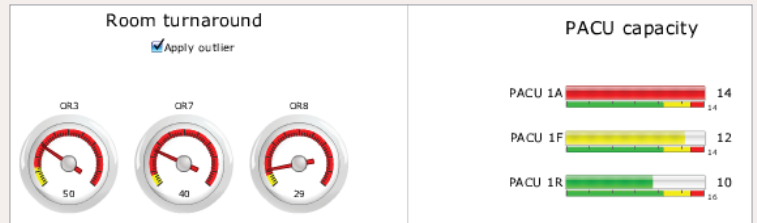
## Have it your way with configurable views

With Picis Perioperative Dashboard, you can create a personal dashboard showing the indicators you want to see, where you want to see them. As you improve processes, change the indicators you wish to see displayed. You can also configure public dashboards to facilitate communication among perioperative teams.

Select from a library of perioperative indicators validated by industry thought leaders. You can create up to five hospital-defined indicators to show, for example, compliance with hospital-specific initiatives.

## Anticipate problems with visual indicators

The intuitive, web-based interface highlights outliers, allowing you to manage by exception. The system enables perioperative teams to anticipate the impact of problems as they arise with visual indicators representing delays, add-on cases, PACU throughput, care initiative compliance, billing readiness and other perioperative efficiency metrics.



Problem areas are highlighted in red and yellow.

● EV\_OR1 -25 Minutes ● EV\_OR2 5 Minutes ● EV\_OR5 -25 Minutes ● GB\_OR1 15 Minutes

### Detail for room EV\_OR1

**Surgeon(s)** Aarons, R **Delay Minutes**  
**25**

**Procedure(s)** Arthroplasty Total Hip

Scheduled start	Actual start	Scheduled end	Actual end	Expected end	To follow scheduled start
730	755	1200		1225	1200

**To follow surgeon(s)** Besnard, G

**Delay reason** MD late

## Drill down for more detail

Click on the indicator to drill down for more detail. For example, click on the scrolling ticker to see the scheduled start time, actual start time, scheduled end time, projected actual end time and surgeon of the to-follow case.

## Easy to use, easy to deploy

Users access Picis Perioperative Dashboard through Microsoft® Internet Explorer®. By using this thin-client approach, Picis Perioperative Dashboard can be run on any PC with Internet Explorer. Since there is no client software, the system takes little to no IT resources to be installed. This lowers the maintenance and total cost of ownership.

Picis Perioperative Dashboard snaps onto your existing CareSuite perioperative infrastructure; there is no need for additional hardware provided you have an existing web server with Microsoft Internet Information Server (IIS). Implementation is as simple as installing the software, answering a few questions about your CareSuite user-defined fields, and you're up and running.

# Picis Perioperative Dashboard

Take charge of your day with real-time actionable business intelligence

## Key features

- Real-time actionable business intelligence
- Visual indicators flagging problems, their consequences and options for mitigation
- Personalized dashboard displays with user-selected indicators and layouts
- Library of perioperative indicators validated by industry thought leaders
- Five hospital-defined indicators
- Individually selected bookmarks
- Drill down to view detail
- Integration with Picis OR Manager, Preop Manager, SmarTrack, Anesthesia Manager and PACU Manager
- Intuitive, web-based interface
- Cross-facility capabilities

## About Picis

Picis is a global provider of innovative information solutions that enable rapid and sustained delivery of clinical, financial and operational results in the acute care areas of the hospital. These high-acuity areas include the emergency department, operating and recovery rooms, and intensive care units. Picis offers the most advanced suite of integrated products focused on these life-critical areas of the hospital where the patients are the most vulnerable, the care process is the most complex and an increasing majority of hospital costs and potential revenue are concentrated. Headquartered in Wakefield, Massachusetts, Picis has licensed systems for use in more than 1,700 hospitals in 19 countries. More information is available at [www.picis.com](http://www.picis.com).



© 2009 Picis, Inc., all rights reserved. "Picis", the Picis logo, CareSuite and SmartTrack may be trademarks or registered trademarks of Picis, Inc. in the United States and/or other countries. All other trademarks used herein are the property of their respective owners.

